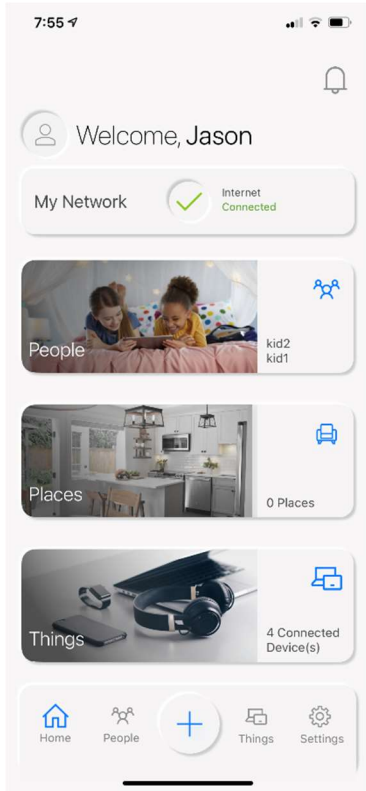
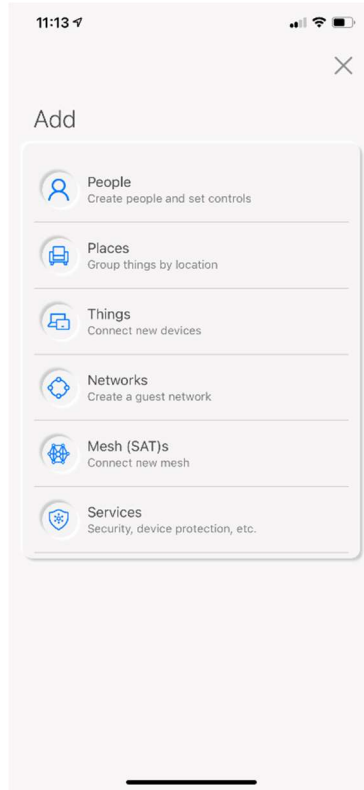


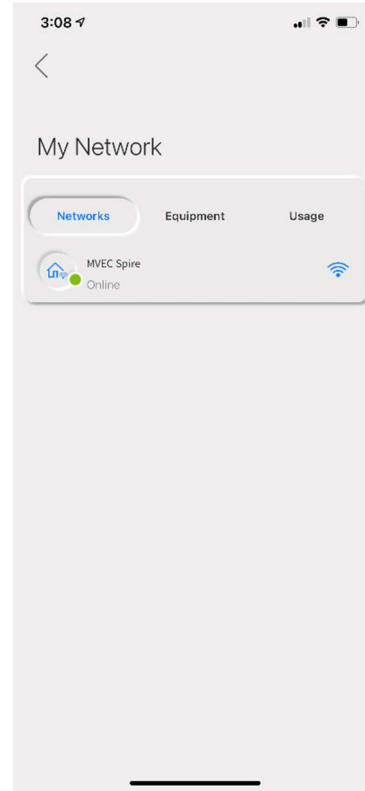
From the Dashboard Tap on the + Button in the bottom Center bar



Tap on Services

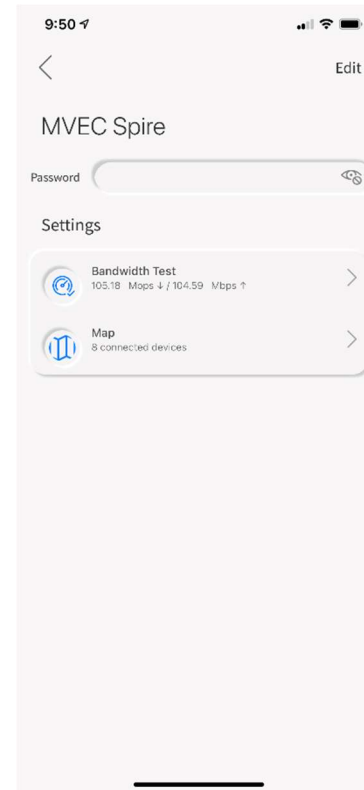


From this screen below Tap NETWORKS, Then Tap on the Network that is listed.



On the screen shown below Tap on **Edit** in the upper right corner to make changes to the SSID (Network Name), Password or Wireless Security.

\*You can also look up the wireless password by tapping on the Eye on the right side of the column for Password.



Under Edit Network - You can tap in the **Network Name (SSID)** field and change the SSID Tap in the **Password** Field to change the Wireless Password Tap on the drop down arrow Under **Security Type** to Change the Security of the Wireless Network Tap **Done** in the Upper right corner when finished and save changes or Tap **cancel** to exit without making changes.

