

MVLink WiFi EXPERIENCE

MVLink offers a whole home (or small business) WiFi for an additional \$4.95 per month.

Quick Start Guide:

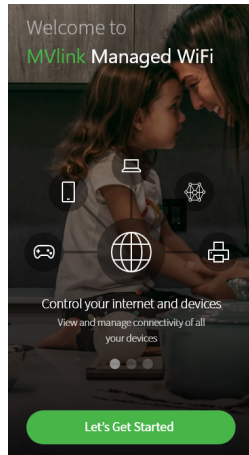
Setting up your Wi-Fi and App

Search for MVLink Managed WiFi app either the Apple App or Google Play store.

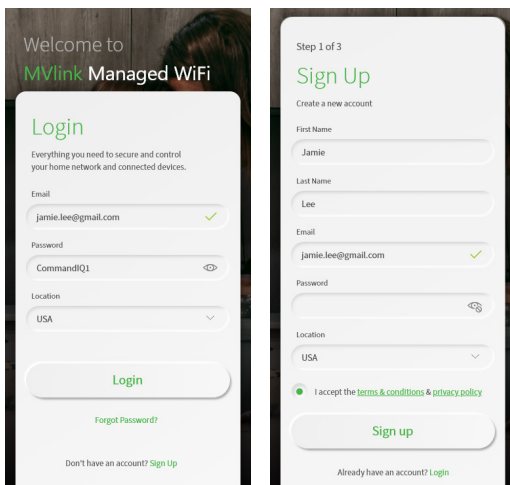


Download and install then select

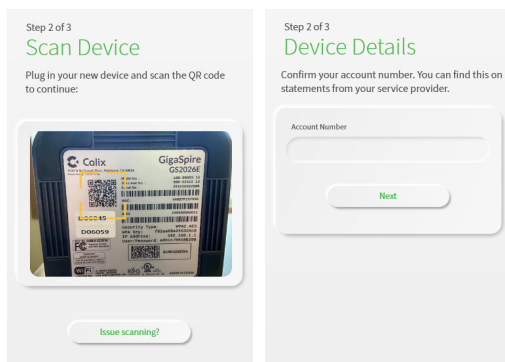
“Let’s Get Started”



1 Setup your personal login by selecting “SIGN UP” at the bottom of the screen.



2 Plug in your MVLink router and wait several minutes for it to register and light up. You will be promoted to allow this app to access your camera. Point your camera at the QR Code on your MVLink WiFi Router.



If you are unable to scan, you will have an option to manually enter the serial number found on your router. There is also an alternative MAC address.

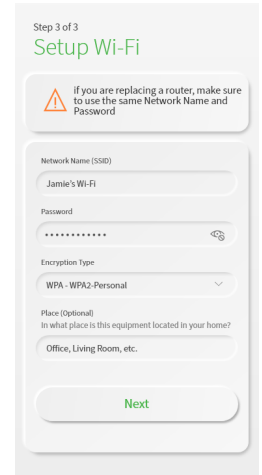
Getting started with the app

The app allows you to manage your home or small business WiFi network. You can self-install and be managing your home or business within a few minutes. Download the app and start managing your home network today!

3 First time users will be asked to name your network and create a password.

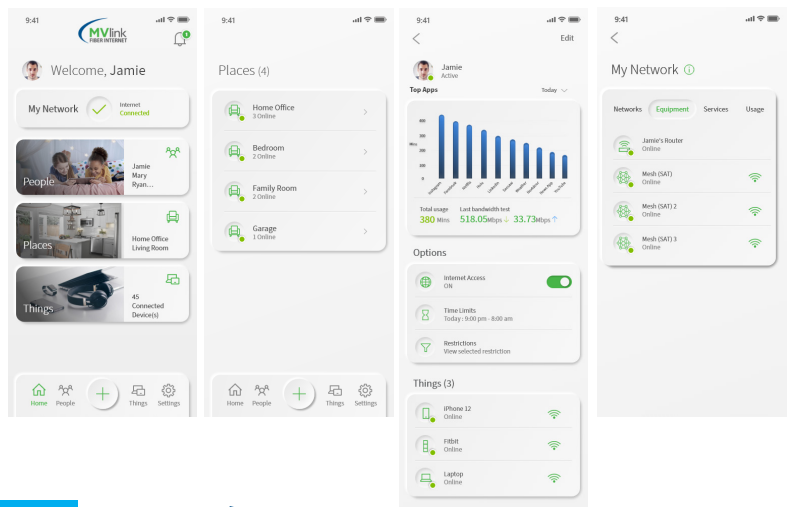
IMPORTANT: We recommend no spaces in either the SSID (Network) name or the password as some connected devices will not recognize the space(s).

- Your network name will be used throughout the app and will be your wireless connection name.
- If you are replacing a router, we suggest using the same network name to ensure all devices effectively connect.



Congratulations!

You are now on your way to managing your home’s WiFi. You can add family members to your network, identify connected devices, test your speed and so much more.



Mesh WiFi \$90 plus tax
(non-recurring cost)
For Expanded WiFi Coverage

Combined with MVLink’s WiFi router, will extend your network even further than a router alone, for a complete managed solution.